

C. R. Barger & Sons, Inc.

238 Mays Valley Road
Harriman, TN 37748
Phone: 865-882-5860
Fax: 865-882-6394

Internet Site: <http://www.bargerandsons.com>
E-mail: help@bargerandsons.com

Protecting the Environment
BargerAndSons.com
one tank at a time since 1967.

Specifications for concrete septic tank 4,000 gallon mid-seam septic tank

1. Scope

1.1 This specification outlines requirements for concrete septic tanks. When used for septic systems the septic tank shall meet the Tennessee Department of Environment and Conservation, Division of Ground Water Protection Standard 1200-1-6.08 for septic tanks.

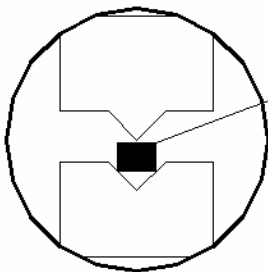
2. Material

2.1 Concrete will be ready mixed with cement conforming to, TYPE I. It will have cement content not less than six sacks per cubic yard with and aggregate size of 1/2". It will have a minimum compressive strength of 5,000psi (28) days.

2.2 Reinforcement will be top, side and bottom reinforcing #3 and #4 rebar (grade 60) with structural reinforcing fiber.

2.3 A controlled expansion hydrophilic waterstop, 3/4"x1", will be placed between the top and bottom half of the septic tank in the joint line of the tank. The hydrophilic waterstop will be placed in the joint line as shown in the cross section diagram in **Figure 1**.

Figure 1

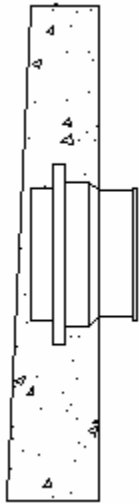


Controlled expansion hydrophilic waterstop

2.4 The primary inlet and the outlet will have a rubber seal that **meets or exceeds the vacuum & hydrostatic pressure requirements of A.S.T.M. specification C-923** that will accept 4" schedule 40 PVC pipe as shown in **Figure 2**. The seal will create a water tight connection around the inlet pipe utilizing stainless steel clamps. Larger inlet and outlet seals can be installed according to the specific needs of the job.

4,000 Gallon Mid-Seam Septic Tank

Figure 2



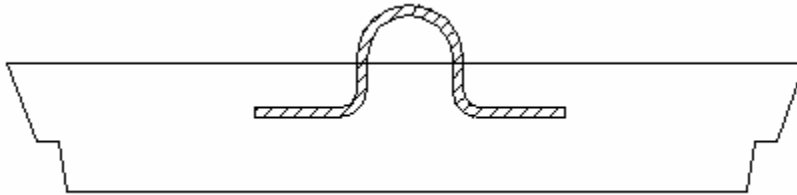
Meets or exceeds all
new ASTM C-923
specifications

Protecting the Environment
BargerAndSons.com
one tank at a time since 1967.

Protecting the Environment
BargerAndSons.com
one tank at a time since 1967.

2.5 The inlet and outlet access ports will have a handle that is made from #3 rebar as shown in **Figure 3**.

Figure 3



3. Septic Tank

3.1 The septic tank will be 4,000 gallons in capacity with an air space at least 20% of the liquid level.

3.2 The septic tank will have two access ports in the top of the tank. The access ports will have a 20" clear opening.

3.2 The septic tank will have 4" – 5" thick walls, 5" thick bottom, and a 6" thick top. **The walls, bottom and baffle will be poured monolithically for each half respectively.**

3.3 The inlet tee and outlet tee will be responsible of the contractor to furnish and install.

3.4 The septic tank will have the manufacturer's initials and size on the outlet end.

3.5 The septic tank baffle wall will have a 4" gap middle ways up in the baffle wall.

4. Shipping and handling

4,000 Gallon Mid-Seam Septic Tank

4.1 The concrete shall achieve a minimum compressive strength of 4,000 pounds per square inch prior to removal of the tank from the place of manufacture.

4.2 The tank will be handled in such a manner as to not harm the structural integrity and watertightness of the tank.

4.3 Pushing, pulling, lifting, and other forces applied to the tank by entities other than C.R. Barger & Sons, Inc. will void the warranty of the product.

5. Installation, bedding and backfill

5.1 The tank hole is not to be more than one foot longer and wider than the tank.

5.2 There shall be a minimum of 6" of 3/4" stone bedding in soil terrain. A 12" of rock of 3/4" stone is required when in rock terrain.

5.3 After setting the septic tank in the hole it should be filled with water to check for leakage then backfilled after it passes to leakage test.

5.4 The backfill must contain no rocks or stones larger than 2" in diameter, and the tank should be backfill immediately after testing. Initially a 12" layer of selected soil should be placed and compacted along the tank.

5.5 Do not install across path of vehicles or heavy equipment. This tank meets the State of Tennessee design criteria of one hundred fifty pounds per square foot (150 lb/ft²) uniform loading on the top of the tank with a maximum backfill cover of 36" and a minimum of 6".

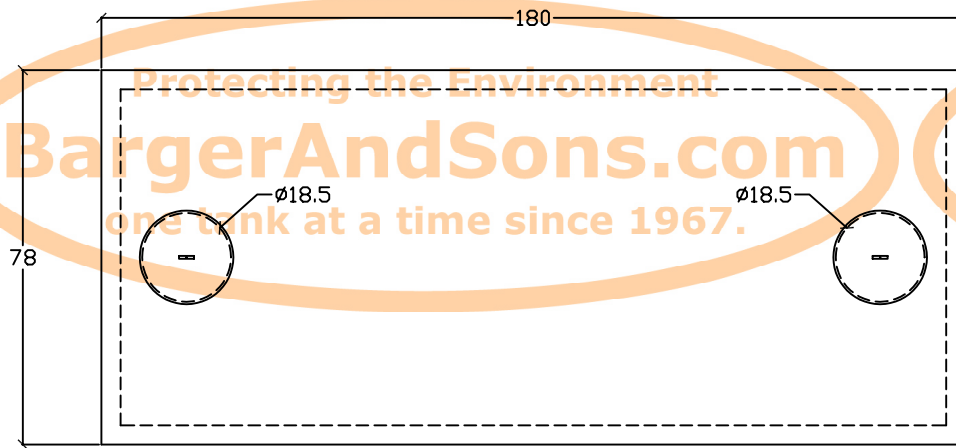
5.6 C. R. Barger & Sons, Inc. septic tank is designed for use as an underground tank only.

6. Warranty

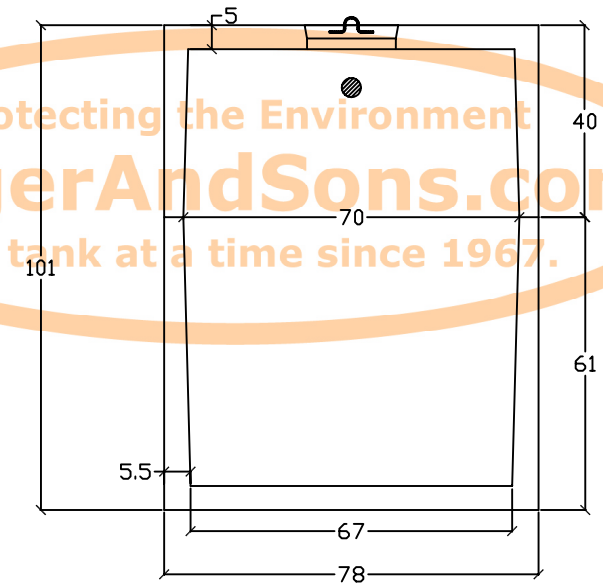
6.1 The C. R. Barger & Sons, Inc. septic tank when installed in accordance with manufacturer's instructions is warranted against defective materials and/or workmanship for 1 year from the date of delivery to the project site. Should a defect appear within the warranty period, C. R. Barger & Sons, Inc. will supply a new septic tank in replacement thereof. C. R. Barger & Sons, Inc. liability is limited to the value of the septic tank itself and specifically excludes the cost of installation and/or removal and consequential damages.

Failure to comply with C. R. Barger & Sons, Inc. installation procedures and general notes will void warranty.

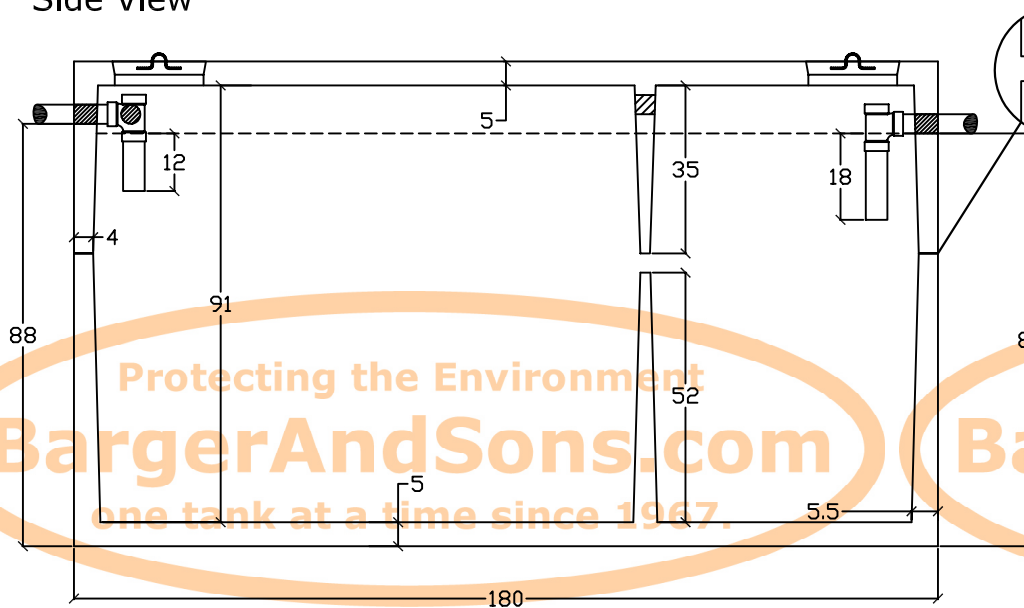
Top View



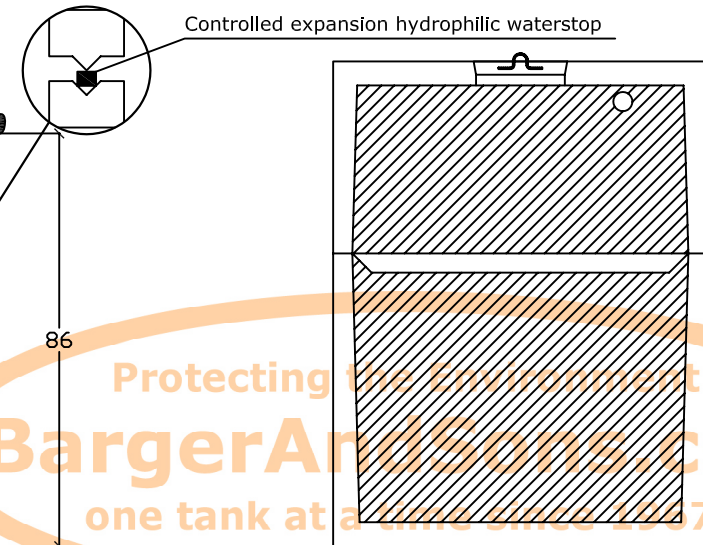
End View



Side View



Baffle View



Manufactured by:
C.R. Barger & Sons, Inc.
 238 Mays Valley Road
 Harriman Tn 37748
Phone 865.882.5860 **Fax** 865.882.6394
 www.bargerandsons.com

General Notes:
 All vertical measurements are accurate within ± 2 inches on the tank. The lids can be moved and resized if necessary. Written specifications are available upon request.

Tank Type: Septic Tank 4000 Gallon	
Date: 9.012004	Approx. Weight: 35,000 lbs.
Drawn By: Eric Barger	