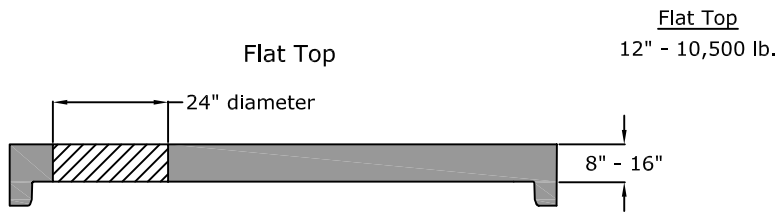


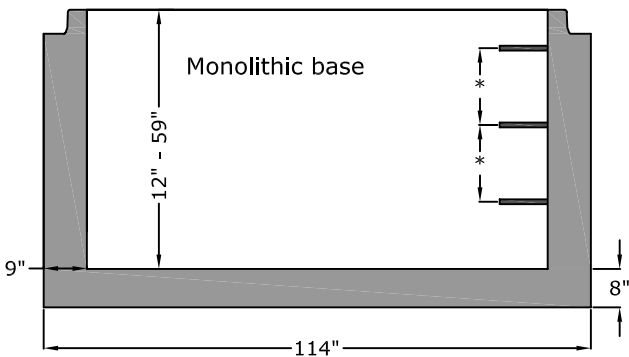
Top View



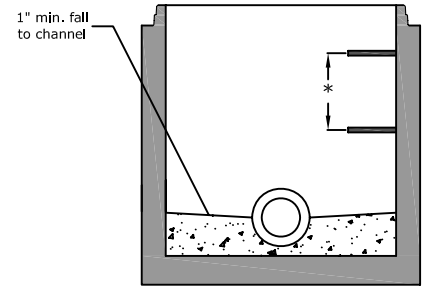
Flat Top
12" - 10,500 lb.



Riser Weights
24" - 6,100 lb.
36" - 9,200 lb.
48" - 12,300 lb.
60" - 15,300 lb.
72" - 18,400 lb.
84" - 21,400 lb.
96" - 24,500 lb.



Base Weights
24" - 13,100 lb.
36" - 16,200 lb.
48" - 19,250 lb.
60" - 22,300 lb.
72" - 25,400 lb.
84" - 28,400 lb.
96" - 31,500 lb.



Manhole Base Preformed Invert Detail

Custom Heights
Available in all pieces



Approved for Production

Project: _____

Date: _____

Quantity: _____

By: _____



C.R. Barger & Sons, Inc.
P.O. Box 370 - Kingston TN 37763
Phone 888.882.5860 - BargerAndSons.com

Specifications

- Concrete:** 5,000 psi minimum 28 day compressive strength
- Reinforcing:** Per ASTM C478 with design calculations performed by a Licensed P.E. Minimum 2" cover of all reinforcing steel.
- Pipe Penetrations:** All pipe penetrations are placed according to job requirements.
- Pipe Seals:** All pipe boots will meet ASTM C990.
- Sealant:** Sealant used will meet ASTM C923.
- Steps:** On 16" centers unless otherwise specified.
- Preformed Invert:** As required by plans or governing specifications.

96" I.D. precast concrete manhole pieces
ASTM C-478 Compliant

Date: 3.082011

Drawn By: Eric Barger

Approx. weight: See chart