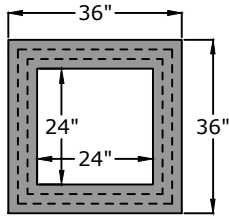


Top View



Top Lid

Height (in.)	Weight (lb.)
6"	667

Riser Weight

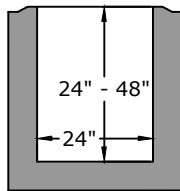
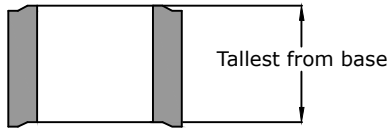
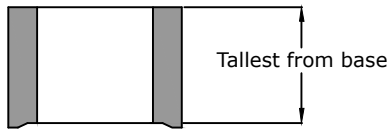
Height (in.)	Weight (lb.)
24"	1,500
28"	1,740
32"	2,000
48"	3,000

Base/Riser Combo

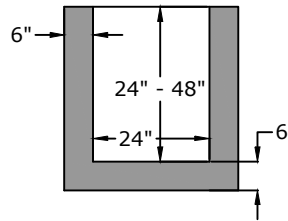
Base Weight

Height (in.)	Weight (lb.)
24"	2,155
28"	2,400
32"	2,650
48"	3,675

Side View



Base Only



Approved for Production

Project: \_\_\_\_\_ Date: \_\_\_\_\_

Quantity: \_\_\_\_\_ By: \_\_\_\_\_



Specifications

Concrete: 5,000 psi minimum strength (28 day)  
 Reinforcement: ASTM C 913 Latest Edition

24" W x 24" W - Area Drain, Curb Inlet, Catch Basin and General Box

C.R. Barger & Sons, Inc.  
 P.O. Box 370 - Kingston TN 37763  
 Phone 888.882.5860 - BargerAndSons.com

Date: 5.102009

Drawn By: Eric Barger

Last Updated: 10.222021