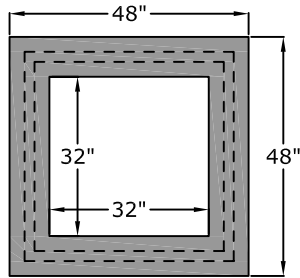


Top View



Top Lid

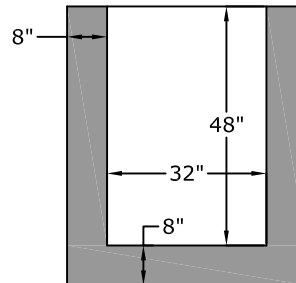
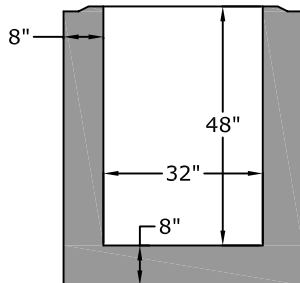
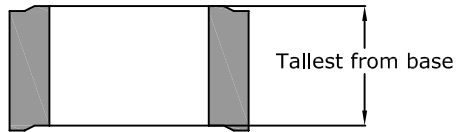
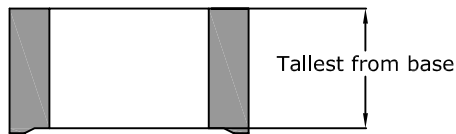
Height (in.)	Weight (lb.)
8"	1,200

Riser Weight

Height (in.)	Weight (lb.)
24"	2,600
30"	3,300
36"	4,000
42"	4,600
48"	5,300

Base/Riser Combo

Side View



Base Only

Base Weight

Height (in.)	Weight (lb.)
24"	3,800
30"	4,500
36"	5,200
42"	5,800
48"	6,400

Approved for Production

Project: _____

Date: _____

Quantity: _____

By: _____



C.R. Barger & Sons, Inc.
P.O. Box 370 - Kingston TN 37763
Phone 888.882.5860 - BargerAndSons.com

Specifications

Concrete: 5,000 psi minimum strength (28 day)
Reinforcement: ASTM C 913 Latest Edition

32" W x 32" W x 48" T- Area Drain, Curb Inlet, Catch Basin and General Box

Date: 4.232010

Drawn By: Eric Barger

Approx. Vault Weight: See chart