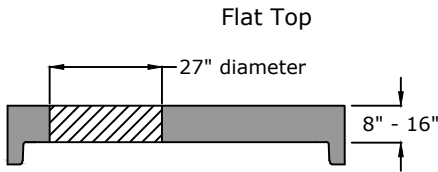
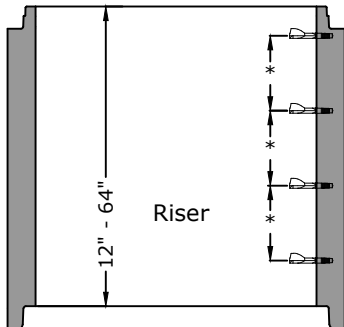


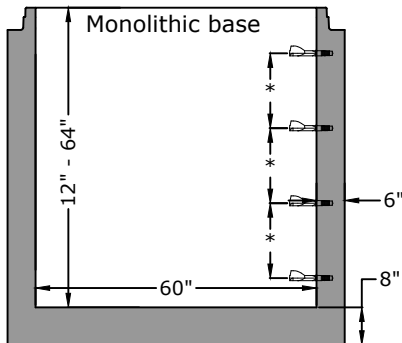
Side View



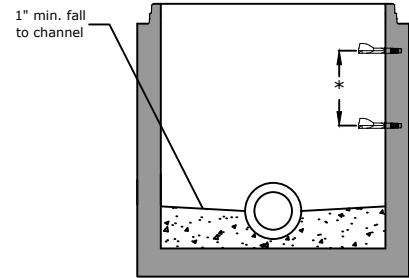
Flat Top
 8" - 3,000 lb
 10" - 3,700 lb
 12" - 4,400 lb
 16" - 5,900 lb



Riser Weights
 12" - 1,300 lb
 16" - 1,750 lb
 24" - 2,600 lb
 32" - 3,450 lb
 36" - 3,900 lb
 48" - 5,200 lb
 60" - 6,500 lb
 64" - 6,900 lb



Base Weights
 12" - 4,150 lb
 16" - 4,500 lb
 24" - 5,450 lb
 32" - 6,300 lb
 48" - 8,000 lb
 60" - 9,300 lb
 64" - 9,750 lb
 71" - 10,500 lb



Manhole Base Preformed Invert Detail



Approved for Production

Project: _____

Date: _____

Quantity: _____

By: _____

BARGER PRECAST

C.R. Barger & Sons, Inc.
 P.O. Box 370 - Kingston TN 37763
 Phone 888.882.5860 - BargerAndSons.com

Specifications

Concrete: 5,000 psi minimum 28 day compressive strength

Reinforcing: Per ASTM C478 with design calculations performed by a Licensed P.E. Minimum 2" cover of all reinforcing steel.

Pipe Penetrations: All pipe penetrations are placed according to job requirements.

Pipe Seals: All pipe boots will meet ASTM C 923.

Sealant: Sealant used will meet ASTM C 990.

Steps: On 16" center unless otherwise specified.

Preformed Invert: As required by plans or governing specifications.

**60" I.D. precast concrete manhole pieces
 ASTM C-478 Compliant**

Date: 3.072011

Drawn By: Eric Barger

Updated: 5.042022