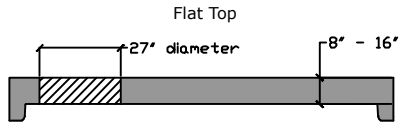
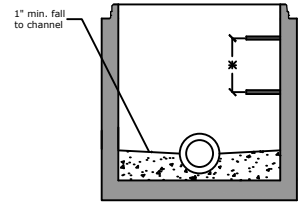


Side View

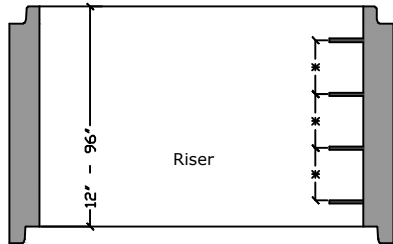


Flat Top
 8" - 7,000 lb.
 12" - 10,500 lb.
 16" - 14,000 lb.

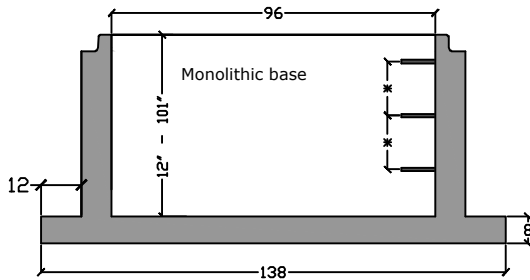


Manhole Base Preformed Invert Detail

Custom Heights
 Available in all pieces

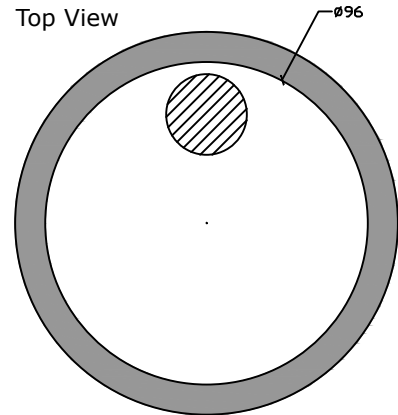


Riser Weights
 12" - 3,500 lb.
 24" - 6,100 lb.
 36" - 9,200 lb.
 48" - 12,300 lb.
 60" - 15,300 lb.
 72" - 18,500 lb.
 84" - 21,500 lb.
 96" - 24,500 lb.



Base Weights
 12" - 13,400 lb.
 24" - 16,000 lb.
 36" - 19,100 lb.
 48" - 22,200 lb.
 60" - 25,200 lb.
 72" - 28,400 lb.
 84" - 31,400 lb.
 96" - 34,400 lb.

Top View



BARGER
PRECAST

C.R. Barger & Sons, Inc.
 P.O. Box 370 - Kingston TN 37763
 Phone 888.882.5860 - BargerAndSons.com

Specifications

Concrete: 5,000 psi minimum 28 day compressive strength
Reinforcing: Per ASTM C478 with design calculations performed by a Licensed P.E. Minimum 2" cover of all reinforcing steel.
Pipe Penetrations: All pipe penetrations are placed according to job requirements.
Pipe Seals: All pipe boots will meet ASTM C 923.
Sealant: Sealant used will meet ASTM C 990.
Steps: On 16" centers unless otherwise specified.
Preformed Invert: As required by plans or governing specifications.

96" I.D. Precast Concrete Manhole
Monolithic Base Slab ASTM C-478 Compliant

Date: 6.232015 Drawn By: Eric Barger Approx. Weight: See above