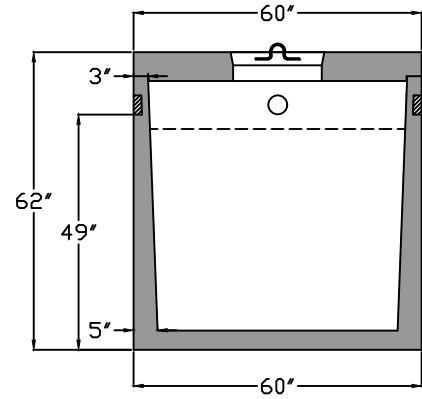
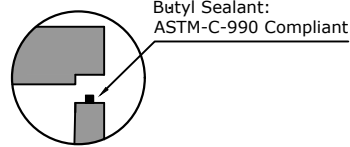


**Top View**

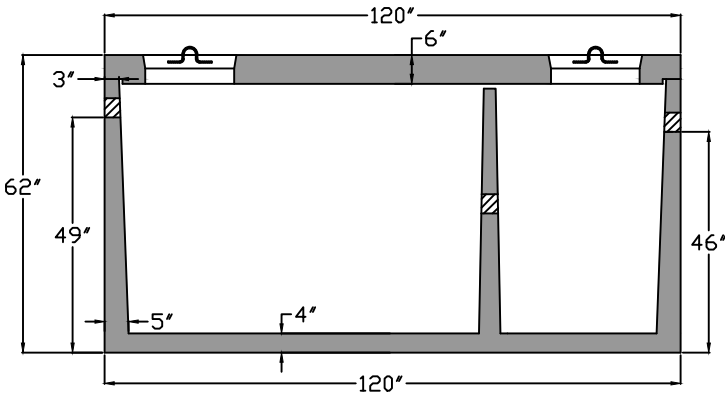
- 4" inlet/outlet (standard)
- 2/3 - 1/3 compartment capacity



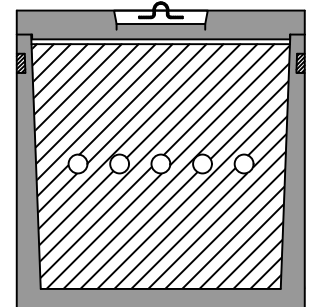
**End View**



Butyl Sealant:  
ASTM-C-990 Compliant



**Side View**



**Baffle View**

**Specifications**

**Concrete:** 5,000 psi minimum strength (28 day)  
**Reinforcing:** Primary reinforcement will be rebar.  
**Risers:** Grade rings and manhole frames and covers sold separately.  
**Sealant:** Sealant used in the seam of the tank will meet or exceed ASTM C990.  
**Pipe Penetrations:** Inlet and outlets are fitted with seals that meet or exceed all ASTM C923 specifications.  
**Partition Wall:** The partition wall, if present, is poured monolithically.  
**Drawing:** All measurements are accurate within ± 1 inch.

**Tank Warranty:** See Terms & Conditions.

**BARGER**  
**PRECAST**

**Weights**  
Top - 3,500 lb  
Bottom - 10,000 lb

**Anti-Float Protection**  
20" of water

**Installation:** The tank hole is not to be more than 18 in. longer and wider than the tank. There shall be a minimum of 6" of 3/4" stone bedding. Do not install across path of vehicles or heavy equipment. This tank is designed for one hundred fifty pounds per square foot (150 lb/ft<sup>2</sup>) uniform loading on the top of the tank with a max backfill cover of 36" and a minimum of 6".

**Septic Tank 1000 Gallon Top Seam**

**C.R. Barger & Sons, Inc.**  
P.O. Box 370 - Kingston TN 37763  
Phone 888.882.5860 - BargerAndSons.com

Date: 9.102019

Drawn By: Eric Barger